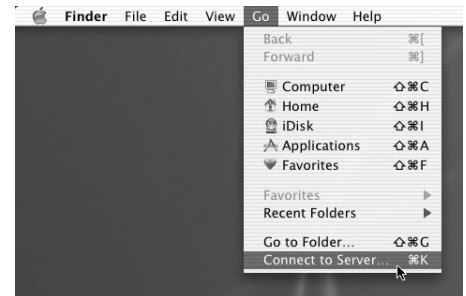


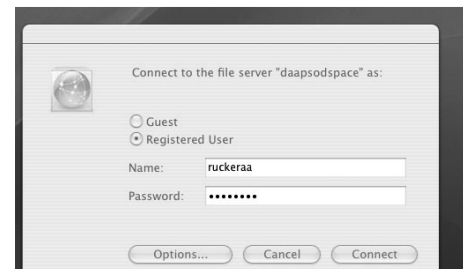
# Daospace Shared Folders

## Mac OS X

- 1 In Finder, select **Connect to Server** from the **Go** menu.

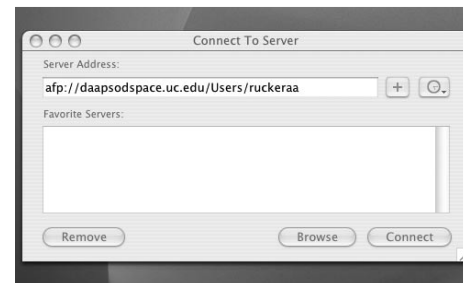


- 2 Type the following in the address field:  
**smb://daospace.daap.uc.edu/  
Shared**



- 3 Enter:  
username *BearcatID*  
password *password*

Click **Connect**.



- 4 A window should appear on your desktop named Shared. User shared folders are separated by last name.

